

Technical proposal for JX-CC5-824M2570M-90N Cavity Combiner

- ◆ Low Insertion Loss
- ◆ High Rejection
- ◆ High Reliability

Revision History

Version	Date	Author	Revision description	Comment
V1.0	2018/12/05	Lee	Created	/

JING XIN MICROWAVE TECHNOLOGY CO.,LTD

E-mail: sales@cdjx-mw.com Web: <http://www.cdjx-mw.com>

TEL: +86-28-85026087 FAX: +86-28-65941390 Zip Code:610045

Add: No.65,West 1st Wu Ke Road, Wu Hou District, Cheng Du City, Si Chuan Province, China.

Table of content

Technical proposal for JX-CC5-824M2570M-90N Cavity Combiner	1
1. Mechanical layout.....	3
2. Electrical analysis.....	4
2.1 Schematic diagram of the Combiner.....	4
2.2 Electrical specifications	4
2.3 The simulation curve	5

Figures

Figure 1 JX-CC5-824M2570M-90N front panel layout	3
Figure 2 Topology of the Combiner	4
Figure 3 The simulation curve of the combiner	5

Tables

Table 1 Mechanical Specifications @ JX-CC5-824M2570M-90N.....	3
Table 2 Electrical specifications @ JX-CC5-824M2570M-90N	4

JING XIN MICROWAVE TECHNOLOGY CO.,LTD

E-mail: sales@cdjx-mw.com Web: <http://www.cdjx-mw.com>

TEL: +86-28-85026087 FAX: +86-28-65941390 Zip Code:610045

Add: No.65,West 1st Wu Ke Road, Wu Hou District, Cheng Du City, Si Chuan Province, China.

1. Mechanical layout

Table 1 Mechanical Specifications @ JX-CC5-824M2570M-90N

Dimension	LxWxH: 200mm x 140mm x 36mm (43.0mm Max)
Port connectors	N-Female
Finish	Silver
Notes	Material shall be RoHS 6/6

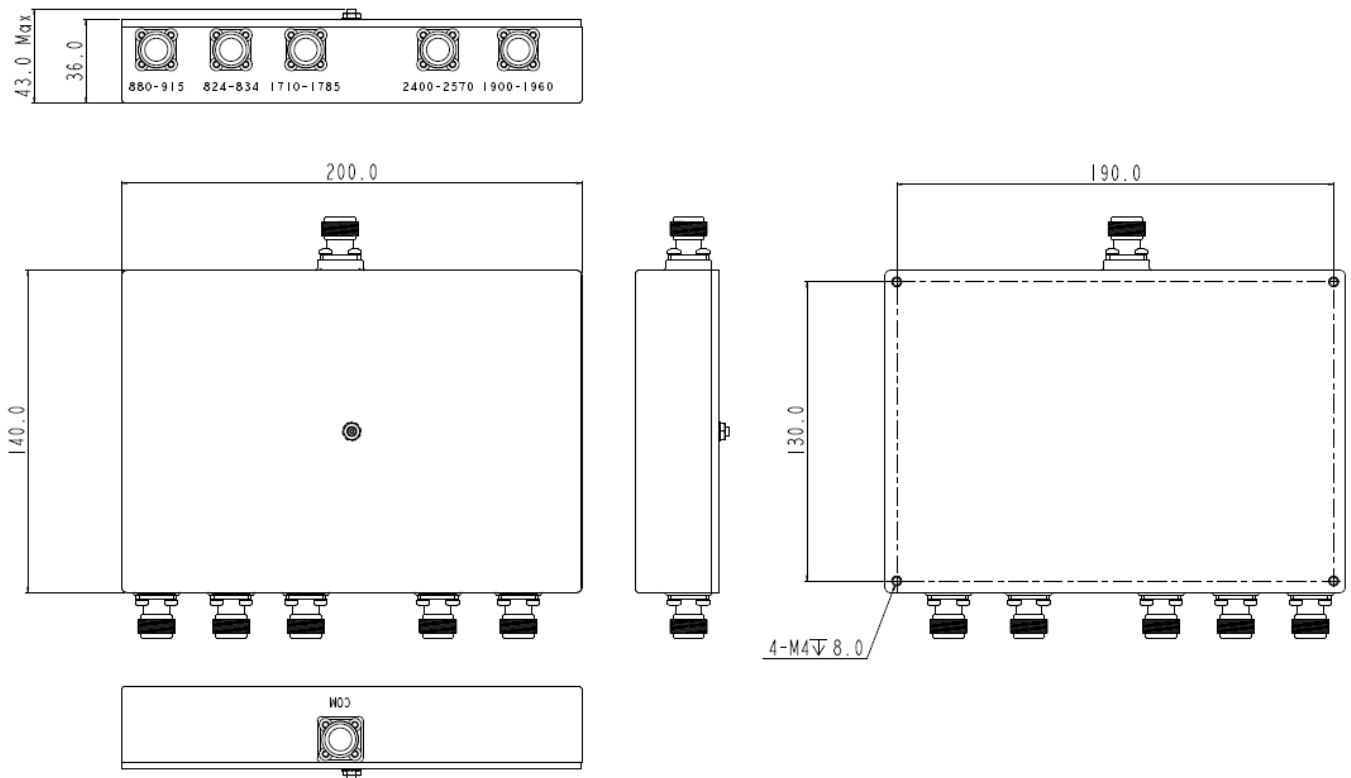


Figure 1 JX-CC5-824M2570M-90N front panel layout

JING XIN MICROWAVE TECHNOLOGY CO.,LTD

E-mail: sales@cdjx-mw.com Web: <http://www.cdjx-mw.com>

TEL: +86-28-85026087 FAX: +86-28-65941390 Zip Code:610045

Add: No.65,West 1st Wu Ke Road, Wu Hou District, Cheng Du City, Si Chuan Province, China.

2. Electrical analysis

2.1 Schematic diagram of the Combiner

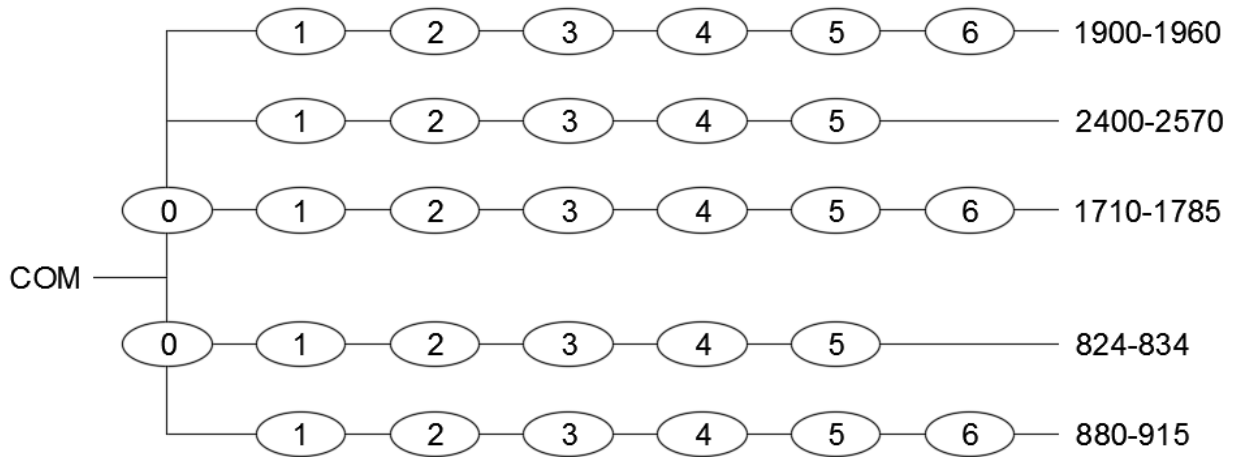


Figure 2 Topology of the Combiner

2.2 Electrical specifications

Table 2 Electrical specifications @ JX-CC5-824M2570M-90N

Item	Parameter	824-834	880-915	1710-1785	1900-1960	2400-2570
1	Frequency range	824-834MHz	880-915MHz	1710-1785MHz	1900-1960MHz	2400-2570MHz
2	Return loss	≥15dB	≥15dB	≥15dB	≥15dB	≥15dB
3	Insertion loss	≤1.4dB	≤1.0dB	≤0.7dB	≤0.7dB	≤0.7dB
4	Rejection	≥90dB@other bands	≥90dB@other bands	≥90dB@other bands	≥90dB@other bands	≥90dB@other bands
5	Power	3W				
6	Impedance	50Ω				
7	Temperature range	-20°C to +70°C				
8	MTBF(Hours)	≥500000				

JING XIN MICROWAVE TECHNOLOGY CO.,LTD

E-mail: sales@cdjx-mw.com Web: <http://www.cdjx-mw.com>

TEL: +86-28-85026087 FAX: +86-28-65941390 Zip Code:610045

Add: No.65,West 1st Wu Ke Road, Wu Hou District, Cheng Du City, Si Chuan Province, China.

2.3 The simulation curve

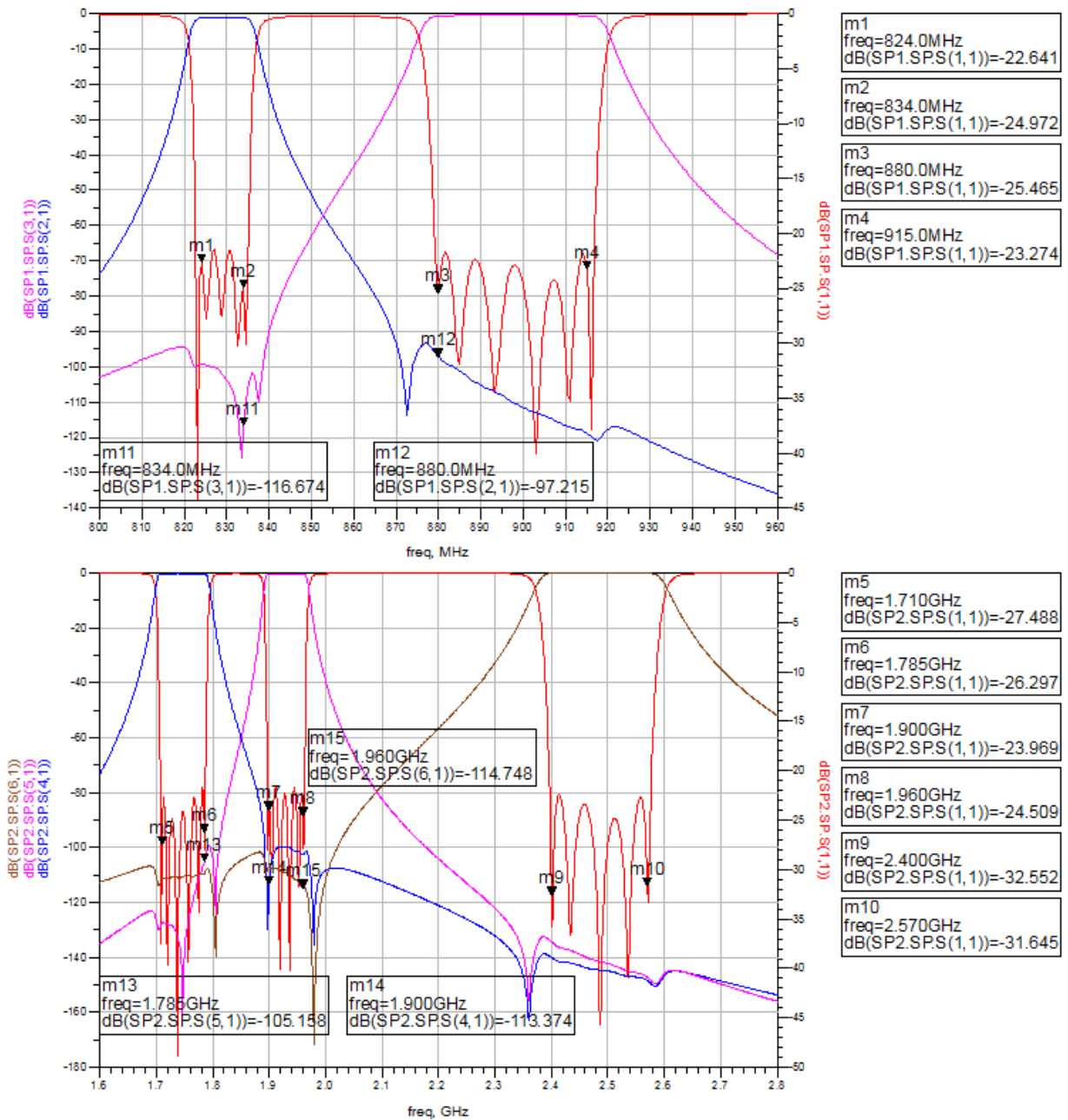


Figure 3 The simulation curve of the combiner

JING XIN MICROWAVE TECHNOLOGY CO.,LTD

E-mail: sales@cdjx-mw.com Web: <http://www.cdjx-mw.com>

TEL: +86-28-85026087 FAX: +86-28-65941390 Zip Code:610045

Add: No.65,West 1st Wu Ke Road, Wu Hou District, Cheng Du City, Si Chuan Province, China.