


# HDW050\_003L

5.0 Inch, 800\*RGB\*480, 16.7M Colors, TN screen, Capacitive touch



## ● Display

Item	Parameter	Description
Color	16.7M (16777216) colors	24 bit color 8R8G8B
Panel Type	TN	TN TFT LCM , normal viewing angle
Viewing Angle	70/70/50/70(L/R/U/D)	-
Active Area(A.A.)	108.60 mm (W)*65.40mm (H)	800*480
View Area(V.A.)	108.60 mm (W)*65.40mm (H)	800*480
Resolution	800*480	Support 0°/90°/180°/270°rotated display
Backlight	LED	≥20000H(Continuous working with maximum brightness, time of the brightness decays to 50%)
Brightness	250nit	-

Note:You can use dynamic screen saver wallpapers to avoid afterimages caused by fixed page display for a long time.

## ● Voltage & Current

Item	Conditions	Min	Typ	Max	Unit
Power Voltage	-	4.5	5.0	5.5	V
Operation Current	VCC = +5V, Backlight on	-	420	-	mA
	VCC = +5V, Backlight off	-	120	-	mA

Recommended power supply: 5V 1A DC

## ● Reliability Test

Item	Conditions	Min	Typ	Max	Unit
Working Temperature	60%RH at 5V voltage	-20	25	70	°C
Storage Temperature	-	-30	25	80	°C
Working Humidity	25°C	10%	60%	90%	RH
Protective Paint	-	-	None	-	-
ESD	Contact discharge: ± 6KV; Air discharge: ± 8KV				

## ● Interface

Item	Description
Socket	3Pin_2.54mm FCC Socket(Power interface),HDMI interface
USB Interface	Yes(Connected to touch screen only)
SD Card Slot	None

## ● Peripheral

Peripheral	
Peripheral	Capacitive touch panel

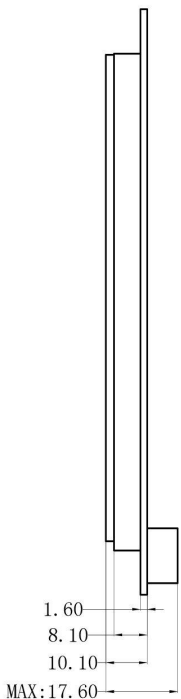
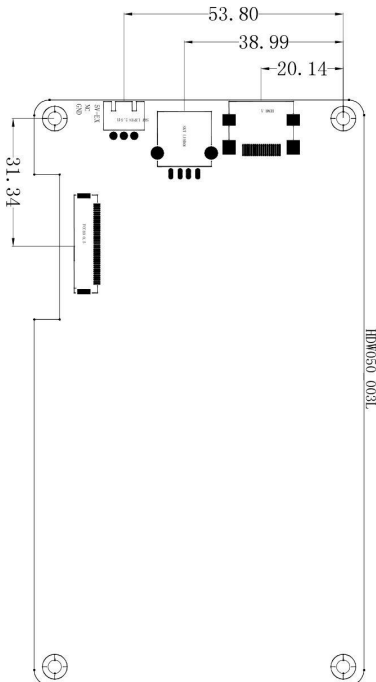
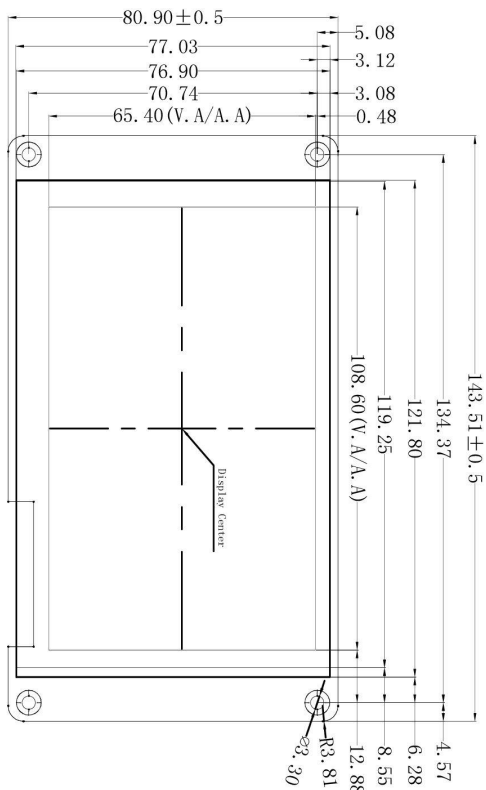
● **Packing Capacity & Dimension**

Dimension				
<b>Dimension</b>	143.51(W)*80.90(H)*17.60(T) mm			
<b>Net Weight</b>	160g			
Packing Capacity				
Model	Size	Layer	Quantity/Layer	Quantity(Pcs)
<b>Carton1:</b>	220mm(L)*160mm(W)*47mm (H)	1	1	1
<b>Carton2:</b>	250mm(L)*200mm(W)*80mm (H)	2	2	4
<b>Carton3:</b>	320mm(L)*270mm(W)*80mm (H)	2	3	6
<b>Carton4:</b>	450mm(L)*350mm(W)*300mm(H)	2	30	60
<b>Carton5:</b>	600mm(L)*450mm(W)*300mm(H)	2	60	120

Disclaimer:

- 1, The product design is subject to alternation and improvement without prior notice.
- 2, There are multiple parallel raw materials coexisting to guarantee the stable supply. If customers have particular raw material preferences or requirements, please contact the sales personnel.

DWIN Technologies Technical Document



Definition	Pin#	I/O	Description
5V-EX	1	P	5V Power Supply
NC	2	-	No Connection
GND	3	P	Ground

HDMI Name	HDMI Description	HDMI Name	HDMI Description
Pin1	TMS Data0+	Pin11	TMS Clock Shield
Pin2	TMS Data0 Shield	Pin12	TMS Clock-
Pin3	TMS Data0-	Pin13	CDC
Pin4	TMS Data1+	Pin14	HCC Data- (Optional, HDMI 1.4 with Enhanced)
Pin5	TMS Data1 Shield	Pin15	SCL (I2C Serial Clock for DDC)
Pin6	TMS Data1-	Pin16	SMA (I2C Serial Data Line for DDC)
Pin7	TMS Data0+	Pin17	DDC/CEC/HCC Ground
Pin8	TMS Data0 Shield	Pin18	+5V Power (max 50mA)
Pin9	TMS Data0-	Pin19	Hot Plug Detect (All versions) and HCC Data+ (Optional, HDMI 1.4 with Ethernet)
Pin10	TMS Clock+		

Model	HDW050-003L		
Drawing	A 4	Drawn	G. Y
Scale	1 : 1	Review	
Unit	MM	Approval	
		Date	2021. 04. 20

DWIN Technologies

- 1. Location hole is used as position reference.
  - 2. Unmarked Tolerance is +/-0.3mm
- Active area is marked in Dash lines

**● Record of Revision**

<b>Ver</b>	<b>Revise Date</b>	<b>Content</b>	<b>Editor</b>
00	2022-12-16	First Edition	Kaya
01	2024-01-03	HDMI interface IC scheme change	YML

Please contact us if you have any questions about the use of this document or our products, or if you would like to know the latest information about our products:

Customer service Tel: +86-400-018-9008

Customer service E-mail: [dwinhmi@dwin.com.cn](mailto:dwinhmi@dwin.com.cn)

Website: [www.dwin-global.com](http://www.dwin-global.com)

DWIN Developer Forum: <https://forums.dwin-global.com/index.php/forums>

Thank you all for continuous support of DWIN, and your approval is the driving force of our progress!

**Important Disclaimer**

DWIN reserves the right to make any changes to product designs without prior notice.

Customers should ensure strictly adhering to all the relevant standards and requirements during the product application process, including but not limited to functional safety, information security, and regulatory provisions. DWIN shall not bear any joint and several liability for any consequences that may arise from customers' adoption of DWIN products. In particular, for risks that may lead to significant property losses, environmental hazards, personal injury, or even death, especially in high-risk application areas such as military applications, flammable and explosive places, and life-saving medical equipment, customers should independently assess the risks and take corresponding preventive and protective measures. DWIN shall not bear any relevant responsibility.