

# DMT10600T101\_35WTC



## Features:

- Industrial Linux intelligent display terminal based on Allwinner A40i, running Linux3.10 operating system.
- 10.1-inch, 1024\*600 pixels resolution, 16.7M colors, IPS-TFT-LCD, wide viewing angle, Capacitive touch, with shell.
- Adopt QT environment for secondary development.
- Available for multi-language, vector font library, picture library, video library and audio library.
- Connect to a PC with a network cable to download and update projects.
- Available for RS232, RS485 and Ethernet port to connect and communicate with external devices.

## ● Master Control Parameters

Properties	Parameters
Motherboard Level	Industrial
CPU	Allwinner A40i Quad-core ARM CortexTM-A7 Processor
OS	Linux3.10
FLASH	8Gbytes EMMC
RAM	1Gbytes DDR3

## ● Display Parameters

Properties	Parameters	Description
Color	16.7M (16777216) colors	24-bit color 8R8G8B
Panel Type	IPS	IPS LCD with wide view angle
Viewing Angle	85/85/85/85 (L/R/U/D)	Best view angle: symmetrical
Active Area (A.A.)	222.7mm(W)*125.3mm(H)	-
View Area (V.A.)	222.7mm(W)*125.3mm(H)	-
Resolution	1024*600	Available for 0/90/180/270rotated display
Backlight	LED	30000H (time of the brightness decaying to 50% on the condition of continuous working with the maximum brightness)
Brightness	250nit	100 levels adjustment (It's not recommended to set brightness to 1%~30% of the maximum, which may lead to LCD flicker.)
Note: You can use dynamic screen saver wallpapers to avoid afterimages caused by fixed page display for a long time.		

## ● Voltage & Current

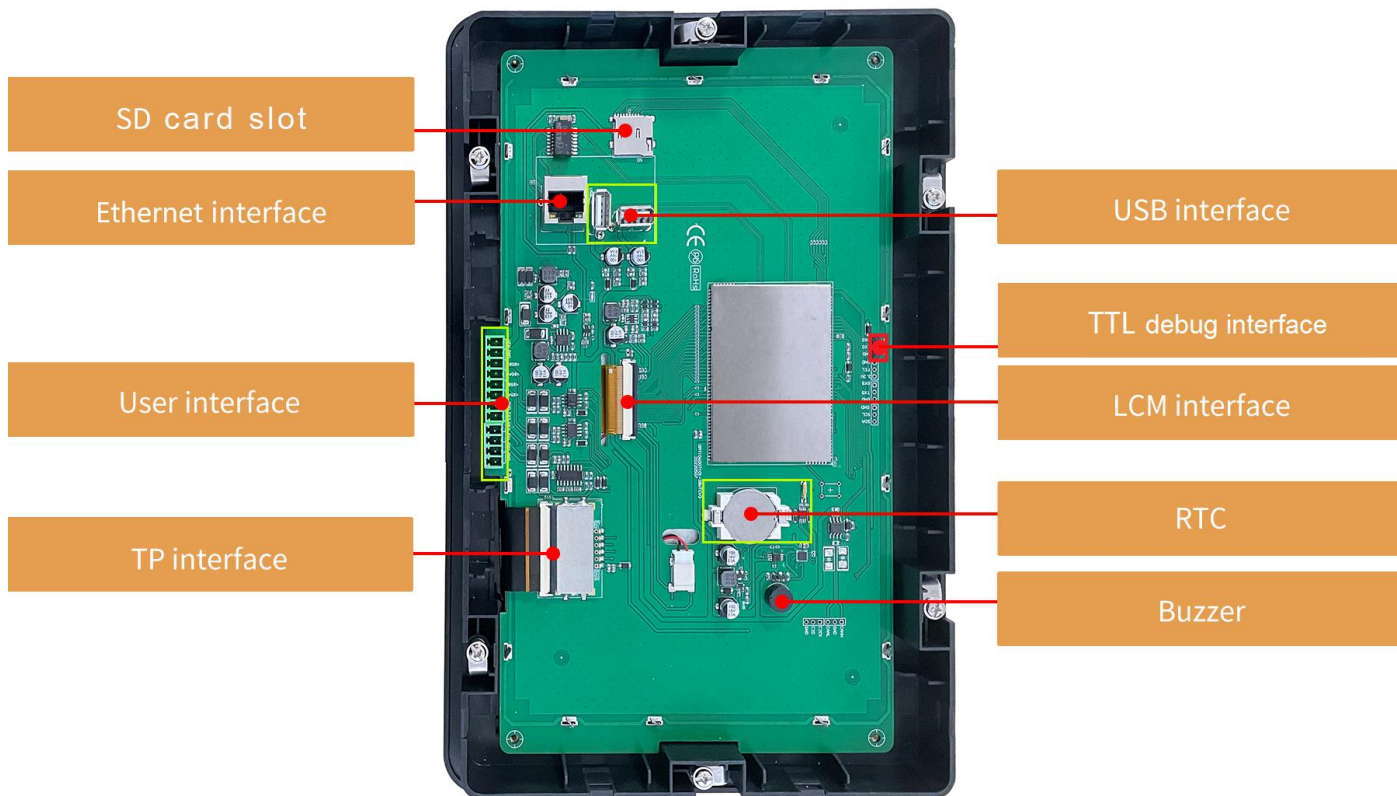
Properties	Conditions	Min	Typ.	Max	Unit
Power Voltage	-	9.0	12.0	23	V
Operation Current	VCC = +12V, 100% brightness	-	440	-	mA
	VCC = +12V, Backlight off	-	130	-	mA
Recommended power supply: 12V 1A DC					

## ● Reliability Test

Properties	Conditions	Min	Typ.	Max	Unit
Working Temperature	60%RH at 12V voltage	-20	25	70	
Storage Temperature	-	-30	25	80	
Working Humidity	25	10%	60%	90%	RH
Conformal Coating	Yes				
ESD	Air discharge $\pm 8KV$				
EFT	Group pulse interference $\pm 2KV$				
Protective Level	IP65(Front)				

● Peripheral and Interfaces

Properties	Parameters	Description
Interface	2-way RS232	UART1 & UART2
	2-way RS485	UART3 & UART4
USB Interface	2-way	HOST*2
SD Card Slot	1-way	Drawer type card slot Max 64G
Ethernet Interface	1-way	10/100Mbps
RTC	Built-in	Button cell for power supply, Accuracy: 20ppm @25
Buzzer	Built-in	3V passive buzzer



Disclaimer:

There are multiple parallel raw materials coexisting to guarantee the stable supply. If customers have particular raw material preferences or requirements, please contact the sales personnel.

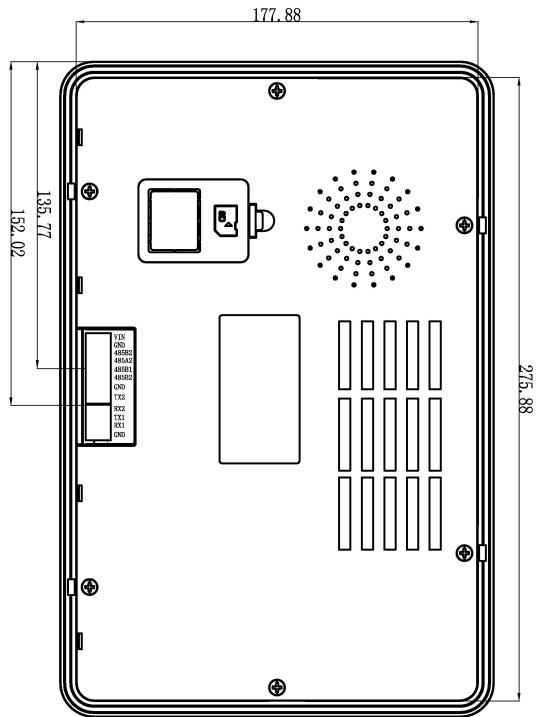
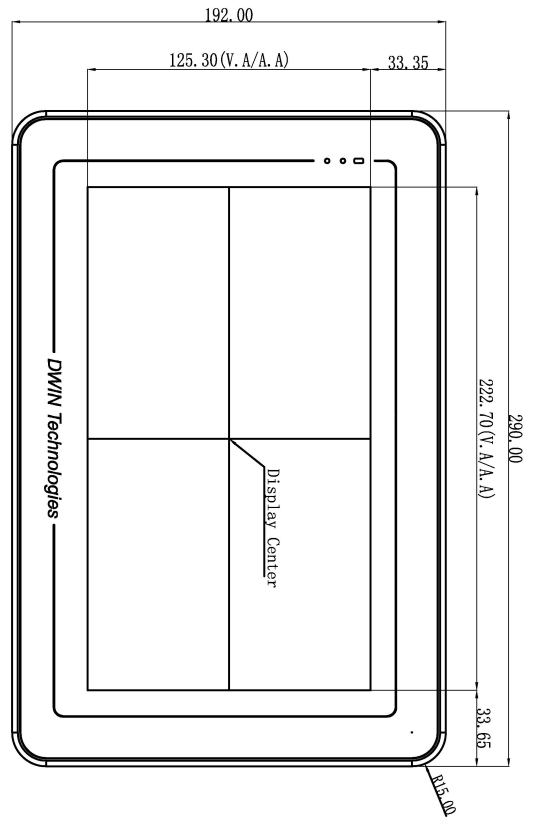
**● Interface Parameters**

Properties	Conditions	Min	Typ.	Max	Unit
Baud Rate	User-defined	3150	115200	3225600	bps
Output Voltage (TXD)	Output 1	-	-5.0	-3.0	V
	Output 0	3.0	5.0	-	V
Input Voltage (RXD)	Input 1	-15.0	-5.0	-	V
	Input 0	-	5.0	15.0	V
Baud Rate	User-defined	3150	115200	921600	bps
Output Voltage (V_AB)	Output 1	2.5	5.0	-	V
	Output 0	-	-5.0	-2.5	V
Input Voltage (V_AB)	Input 1	0	2.5	-	V
	Input 0	-	-2.5	-0.2	V
Interface	RS232*2, RS485*2				
Socket	8Pin_3.81mm Socket, 4Pin_3.81mm Socket				

**● Packing Capacity & Dimension**

Dimension				
Dimension	290.0(W)*192.0(H)*29.5(T)mm			
Net Weight	950g			
Packing Capacity				
Model	Size	Layer	Quantity/Layer	Quantity (Pcs)
Carton1:	220mm(L)*160mm(W)*47mm(H)	-	-	-
Carton2:	250mm(L)*200mm(W)*80mm(H)	-	-	-
Carton3:	320mm(L)*270mm(W)*80mm(H)	1	1	1
Carton4:	450mm(L)*350mm(W)*300mm(H)	1	5	5
Carton5:	600mm(L)*450mm(W)*300mm(H)	1	8	8

Disclaimer: The product design is subject to alternation and improvement without prior notice.



Definition	Pin#	I/O	Description
VIN	1	P	Power Input
GND	2, 7, 12	P	GND
485BP2	3	B-	485-
485A2	4	A+	485+
485B1	5	B-	485-
485A1	6	A+	485+
TX2	8	0	UART2 DOUT
RX2	9	I	UART2 DIN
TX1	10	0	UART1 DOUT
RX1	11	I	UART1 DIN

1. Location hole is used as position reference.
  2. Unmarked Tolerance is +/- 0.3mm
- Active area is marked in Dash lines

Model	DMT10600T101-35WTC			
Drawing	A 4	Drawn	DWIN	Date
Scale	1 : 1	Review		Date
Unit	MM	Approval		Date

DWIN Technologies

# Installation Schematic

Waterproof rubber gasket (blue part in the schematic, actually in black): located between screen and shell to prevent water ingress. Additional glass glue is available for outdoor use to strengthen the waterproof performance

**1**

The opening requirements are shown in the figure.  
Depth >21.5mm  
Device front housing thickness <3.0mm

Install the screen from the front into the housing openings.

**2**

Loosen the screw, the snap automatically follows the screw to rotate 90° clockwise.

State before rotation

Lock the 6 screws to fix the product on the housing

State after rotation

**3**

Clip the back cover of the housing

Installation completed

The final effect

**Revision records**

<b>Rev</b>	<b>Revise Date</b>	<b>Content</b>	<b>Editor</b>
00	2022-10-24	First Edition	Lvzhi Chen
01	2022-12-12	Package, Interface Picture and Format Update	YML

Please contact us if you have any questions about the use of this document or our products, or if you would like to know the latest information about our products:

Customer service Tel: +86-400-018-9008

Customer service E-mail: [dwinhmi@dwin.com.cn](mailto:dwinhmi@dwin.com.cn)

Website: [www.dwin-global.com](http://www.dwin-global.com)

DWIN Developer Forum: <https://forums.dwin-global.com/index.php/forums>

Thank you all for continuous support of DWIN, and your approval is the driving force of our progress!

**Important Disclaimer**

DWIN reserves the right to make any changes to product designs without prior notice.

Customers should ensure strictly adhering to all the relevant standards and requirements during the product application process, including but not limited to functional safety, information security, and regulatory provisions.

DWIN shall not bear any joint and several liability for any consequences that may arise from customers' adoption of DWIN products. In particular, for risks that may lead to significant property losses, environmental hazards, personal injury, or even death, especially in high-risk application areas such as military applications, flammable and explosive places, and life-saving medical equipment, customers should independently assess the risks and take corresponding preventive and protective measures. DWIN shall not bear any relevant responsibility.