


DMG12800C070_32WTC



Features:

- Commercial Android intelligent display terminal based on RK3566, running Android 11 operating system.
- 7.0-inch, 800*1280 pixels resolution, 16.7M colors, IPS-TFT-LCD, wide viewing angle, Capacitive touch.
- Compatible with WIFI, bluetooth, microphone, camera and other rich peripherals.
- Available for USB and SD card updates.
- Available for downloading Android general apps to realize functions such as WiFi, wired internet, browsing, music and video playback, data copy, etc.
- Available for RS232, RS485 and Ethernet port to connect and communicate with external devices.

● Master Control Parameters

Properties	Parameters
Motherboard level	Commercial
CPU	RK3566, Cortex-A55, quad-core
OS	Android 11
FLASH	8Gbytes EMMC
RAM	2Gbytes DDR4

● Display Parameters

Properties	Parameters	Description
Color	16.7M (16777216) colors	24 bit color 8R8G8B
Panel Type	IPS	IPS process, TFT LCM with wide viewing angle
Viewing Angle	85/85/85/85 (L/R/U/D)	Best View: symmetrical
Active Area (A.A.)	94.20mm (W)*150.72mm (H)	800*1280 Pixel
Visible Area (V.A.)	94.60mm (W)*151.12mm (H)	800*1280 Pixel
Resolution	800*1280 Pixel	Available for 0°/90°/180°/270°rotated display
Backlight	LED	≥20000H(time of the brightness decaying to 50% on the condition of continuous working with the maximum brightness)
Brightness	300nit	100 levels adjustment(It's not recommend to set brightness to 1%~30% of the maximum, which may lead to LCD flicker.)

Note: You can use dynamic screen saver wallpapers to avoid afterimages caused by fixed page display for a long time.

● Voltage & Current

Properties	Conditions	Min	Typ	Max	Unit
Power Voltage	-	7.0	12.0	23	V
Operation Current	VCC = +12V, Backlight on	-	260	-	mA
	VCC = +12V, Backlight off	-	110	-	mA


Recommended power supply: 12V 1A DC

● Reliability Test

Properties	Conditions	Min	Typ	Max	Unit
Working Temperature	60%RH at 12V voltage	-10	25	50	℃
Storage Temperature	-	-15	25	55	℃
Working Humidity	25℃	10%	60%	90%	RH
Protective Paint	Yes				
ESD	Air discharge ±8KV, Contact discharge ±6K				
CE	Class B				

● Peripherals and Interfaces

Properties	Parameters	Description
Interface	2-way RS232	UART5 & UART9
	1-way RS485	UART8
	1-way TTL/COMS	UART0
USB Interface	3-way	HOST*2,OTG*1
Headphone Interface	1-way	3.5mm spacing interface
Speaker Interface	1-way	2Pin_1.25mm interface
Microphone Interface	1-way	2Pin_1.25mm interface
Camera Interface	1-way	USB
SD Card Interface	1-way	Drawer type card slot(Max 64G)
LAN Interface	1-way	10/100Mbps
WIFI Module	1-way	IEEE 802.11Bb/g/n,2.4G,Bluetooth
RTC	1-way	Button cell for power supply. Accuracy: $\pm 20\text{ppm @}25^{\circ}\text{C}$



Disclaimer:

There are multiple parallel raw materials coexisting to guarantee the stable supply.If customers have particular raw material preferences or requirements, please contact the sales personnel.

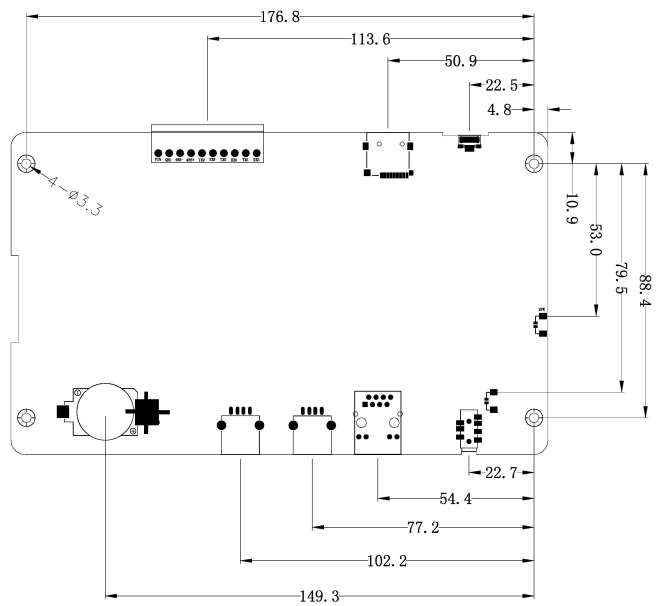
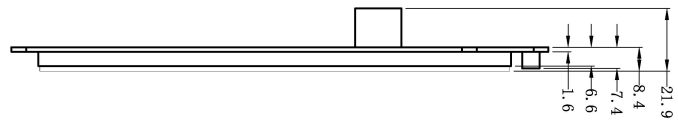
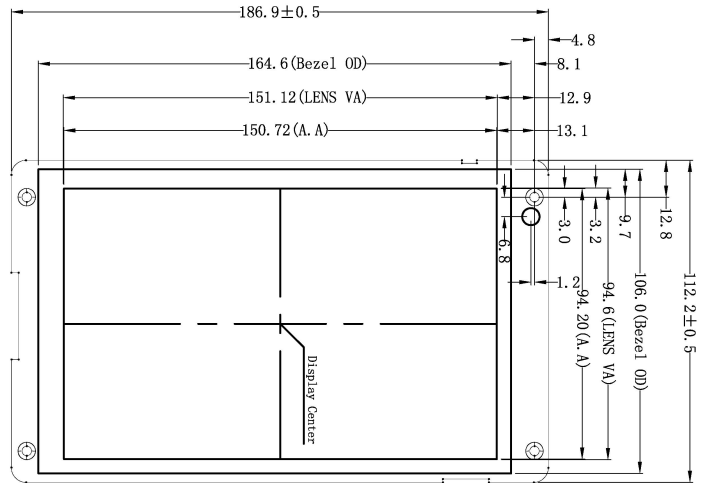
● Interface

Properties	Conditions	Min	Typ	Max	Unit
Baud Rate	User Set	2400	115200	230440	bps
Output Voltage (TXD)	Output 1	-	-5.0	-	V
	Output 0	-	5.0	-	V
Input Voltage (RXD)	Input 1	-	-5.0	-	V
	Input 0	-	5.0	-	V
Baud Rate	User Set	2400	115200	921600	bps
(V_AB)	Output 1	2.5	5.0	-	V
	Output 0	-	-5.0	-2.5	V
(V_AB)	Input 1	0	2.5	-	V
	Input 0	-	-2.5	-0.2	V
Interface	Support TTL/COMS,RS232 or RS485 level				
Socket	10Pin_3.81mm Socket				

● Packing Capacity & Dimension

Dimension					
Dimension	112.2(W)*186.9(H)*21.9(T)mm				
Net Weight	305g				
Packing Capacity					
Model	Size	Layer	Quantity/Layer	Quantity(Pcs)	
Carton1:	220mm(L)*160mm(W)*47mm (H)	-	-	-	
Carton2:	250mm(L)*200mm(W)*80mm (H)	2	1	2	
Carton3:	320mm(L)*270mm(W)*80mm (H)	2	2	4	
Carton4:	450mm(L)*350mm(W)*300mm(H)	1	20	20	
Carton5:	600mm(L)*450mm(W)*300mm(H)	1	34	34	

Disclaimer: The product design is subject to alternation and improvement without prior notice.



Definition	Pin#	I/O	Description
VIN	1	P	Power Input
GND	2	P	GND
485-	3	B	RS485-
485+	4	A	RS485+
TX9	5	O	UART 9 Output
RX9	6	I	UART 9 Input
TX0	7	O	UART 0 Output
RX0	8	I	UART 0 Input
TX5	9	O	UART 5 Output
RX5	10	I	UART 5 Input

Location hole is used as position reference.

Unmarked Tolerance is +/-0.3mm

Model	DMG12800C070_32WTC			
Drawing	A 4	Drawn	DWIN	Date
Scale	1:1	Reviewer		Date
Unit	MM	Approval		Date

DWIN Technologies

Record of Revision

Ver	Revise Date	Content	Editor
00	2023-01-09	First edition	YML
01	2023-08-07	Modify the WIFI module information	YML
02	2024-01-29	Update appearance, ESD and temperature range	YML

Please contact us if you have any questions about the use of this document or our products, or if you would like to know the latest information about our products:

Customer service Tel: +86-400-018-9008

Customer service E-mail: dwinhmi@dwin.com.cn

Website: www.dwin-global.com

DWIN Developer Forum: <https://forums.dwin-global.com/index.php/forums>

Thank you all for continuous support of DWIN, and your approval is the driving force of our progress!

Important Disclaimer

DWIN reserves the right to make any changes to product designs without prior notice.

Customers should ensure strictly adhering to all the relevant standards and requirements during the product application process, including but not limited to functional safety, information security, and regulatory provisions.

DWIN shall not bear any joint and several liability for any consequences that may arise from customers' adoption of DWIN products. In particular, for risks that may lead to significant property losses, environmental hazards, personal injury, or even death, especially in high-risk application areas such as military applications, flammable and explosive places, and life-saving medical equipment, customers should independently assess the risks and take corresponding preventive and protective measures. DWIN shall not bear any relevant responsibility.