


# HDW070\_002LZ1

**7.0-inch, 800\*480, 65K colors,  
LVDS multimedia display**



## 1 Display parameters

Properties	Parameters	Description
<b>Color</b>	65K (65536) colors	16 bit color 5R6G5B
<b>Viewing area(V.A.)</b>	156.2 mm (W) ×88.6 mm (H)	800x480
<b>Active area (A.A.)</b>	154.1 mm (W) ×85.9 mm (H)	800x480
<b>Resolution</b>	800x480	-
<b>Backlight</b>	LED	-
<b>Brightness</b>	900nit	When the brightness is adjusted to 1% to 30% of the maximum brightness, flickering may occur, and it is not recommended to use in this range
Note:You can use dynamic screen saver wallpapers to avoid afterimages caused by fixed page display for a long time.		

## 2 Voltage & current

Item	Conditions	Min	Typical	Max	Unit
<b>Power voltage</b>	-	3.6	5.0	6.0	V
<b>Operating Current</b>	VCC = +5V, Backlight on	-	760	-	mA
	VCC = +5V, Backlight off	-	140	-	mA
Recommended power supply: 5V 1A DC					

## 3 Reliability test

Item	Conditions	Min	Typical	Max	Unit
<b>Operating temperature</b>	60%RH at 5V voltage	-20	25	70	℃
<b>Storage temperature</b>	-	-30	25	85	℃
<b>Operating humidity</b>	25℃	10%	60%	90%	RH
<b>Conformal coating</b>	None				

## 4 Peripheral

<b>Peripheral</b>	4 Resistive touch screen
-------------------	--------------------------

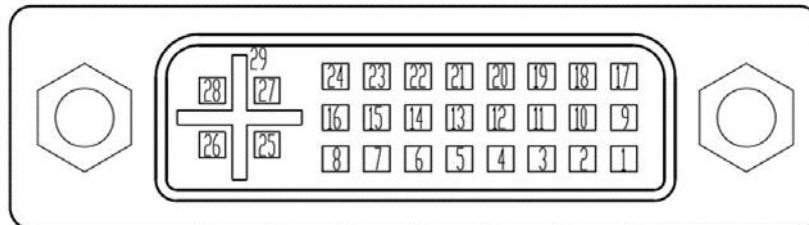
## 5 Packaging & dimensions

Dimension				
<b>Dimension</b>	190.5mm(L)×105.4mm(W)×23.8mm(H)			
<b>Net Weight</b>	500g			
Packing Capacity				
Model	Size	Layer	Quantity/Layer	Quantity(Pcs)
<b>Carton1:</b>	220mm(L)×160mm(W)×47mm (H)	-	-	-
<b>Carton2:</b>	250mm(L)×200mm(W)×80mm (H)	2	1	2
<b>Carton3:</b>	320mm(L)×270mm(W)×80mm (H)	2	2	4
<b>Carton4:</b>	450mm(L)×350mm(W)×300mm(H)	1	20	20
<b>Carton5:</b>	600mm(L)×450mm(W)×300mm(H)	1	34	34

## 6 Interface parameters

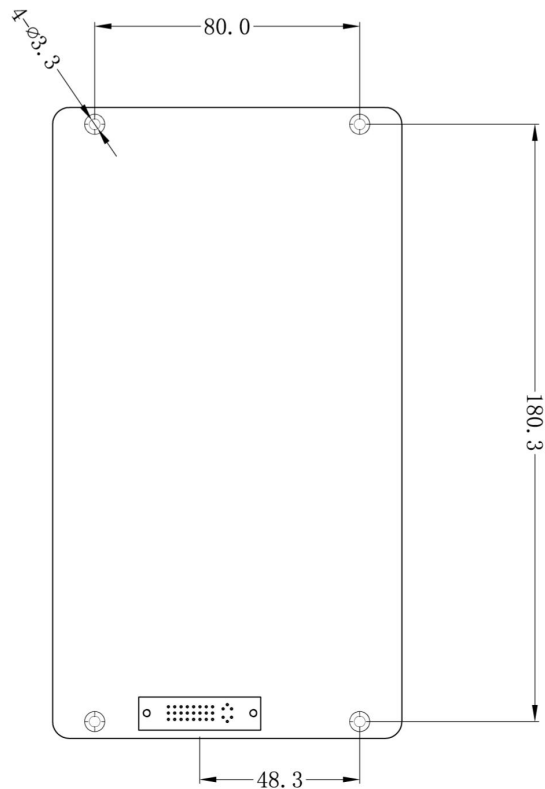
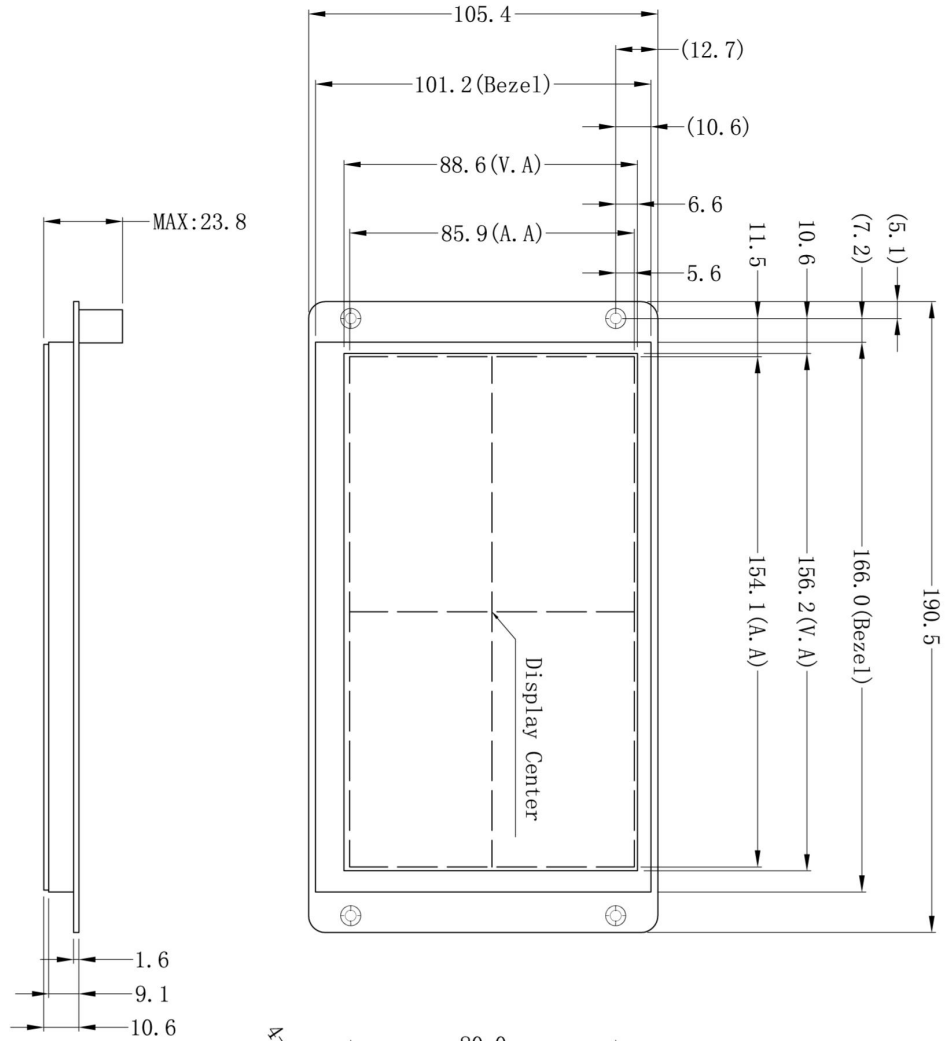
Properties	Conditions
Interface cable	LVDS( VDD=+5.0V)
User interface	DVI-I

DVI-I interface



Pin	Name	Function	Description
1	RX2-	Input	-LVDS Differential data Input input
2	RX2+	Input	+ LVDS Differential data Input
3	GND	Power	GND
4	BL_PWM	Input	Backlight dimming control, PWM is used to adjust brightness output.
5	NC	-	NC
6	VDD	Power	5.0V Power Input
7	VDD	Power	5.0V Power Input
8	VDD	Power	5.0V Power Input
9	RX1-	Input	- LVDS Differential data Input
10	RX1+	Input	+LVDS Differential data Input
11	GND	Power	GND
12	RX3-	Input	-LVDS Differential data Input
13	RX3+	Input	+LVDS Differential data Input
14	VDD	Power	5.0V Power Input
15	GND	Power	GND
16	GND	Power	GND
17	RX0-	Input	- LVDS Differential data Input
18	RX0+	Input	+ LVDS Differential data Input
19	GND	Power	GND
20	USB_DM	I/O	USB D- signal
21	USB_DP	I/O	USB D+ signal
22	GND	Power	GND
23	RXCLK+	Input	Clock + LVDS Differential data Input
24	RXCLK-	Input	Clock - LVDS Differential data Input
25	VDD	Power	5.0V Power Input
26	VDD	Power	5.0V Power Input
27	NC	-	NC
28	NC	-	NC
29	GND	Power	GND

Disclaimer: The product design is subject to alternation and improvement without prior notice.



Location hole is used as position reference.  
 Unmarked Tolerance is  $\pm 0.3\text{mm}$ .  
 Active area is marked in Dash Lines.

Model	HDW070_002LZ1			Beijing DWIN Technology Co. Ltd.		
Drawing	A4	Drawn	DWIN	Data		
Scale		Review		Data		
Unit	mm	Approval		Data		

## 7 Revision records

Version	Revise date	Content	Editor
00	2023-7-18	First Edition	Kaya

Please contact us if you have any questions about the use of this document or our products, or if you would like to know the latest information about our products:

- Customer service Tel: +86 400 018 9008
- Customer service email: [dwinhmi@dwin.com.cn](mailto:dwinhmi@dwin.com.cn)
- DWIN Developer Forum: <https://forums.dwin-global.com/>

Thank you all for continuous support of DWIN, and your approval is the driving force of our progress!