

HDK ELECTRIC VEHICLE was founded in 2006, the brand HDK is US brand, with head office in California, USA and branch office in Florida,USA.The factory is located in the famous costal city in XiaMen.It occupies more than 60000 square meters in XinYang Industrial Area,and more than 88000 square meters in DongFu Industrial Area.HDK has built more than 150000 electric carts,golf carts,hunting carts,utility vehicles and buses.

HDK electric carts with USA advanced technology,accessories and French design. It is the most efficient and economical electric carts in the world today.HDK products are widely used in Golf courses,Resorts,Parks,Airports,Schools,Mines,Farms,etc.It has over 200 dealers and distributors all over the world.This network provides high quality,prompt service and warranty to customers.We sure that HDK products will be your best choice!



HDK ELECTRIC VEHICLE



HDK ELECTRIC VEHICLE

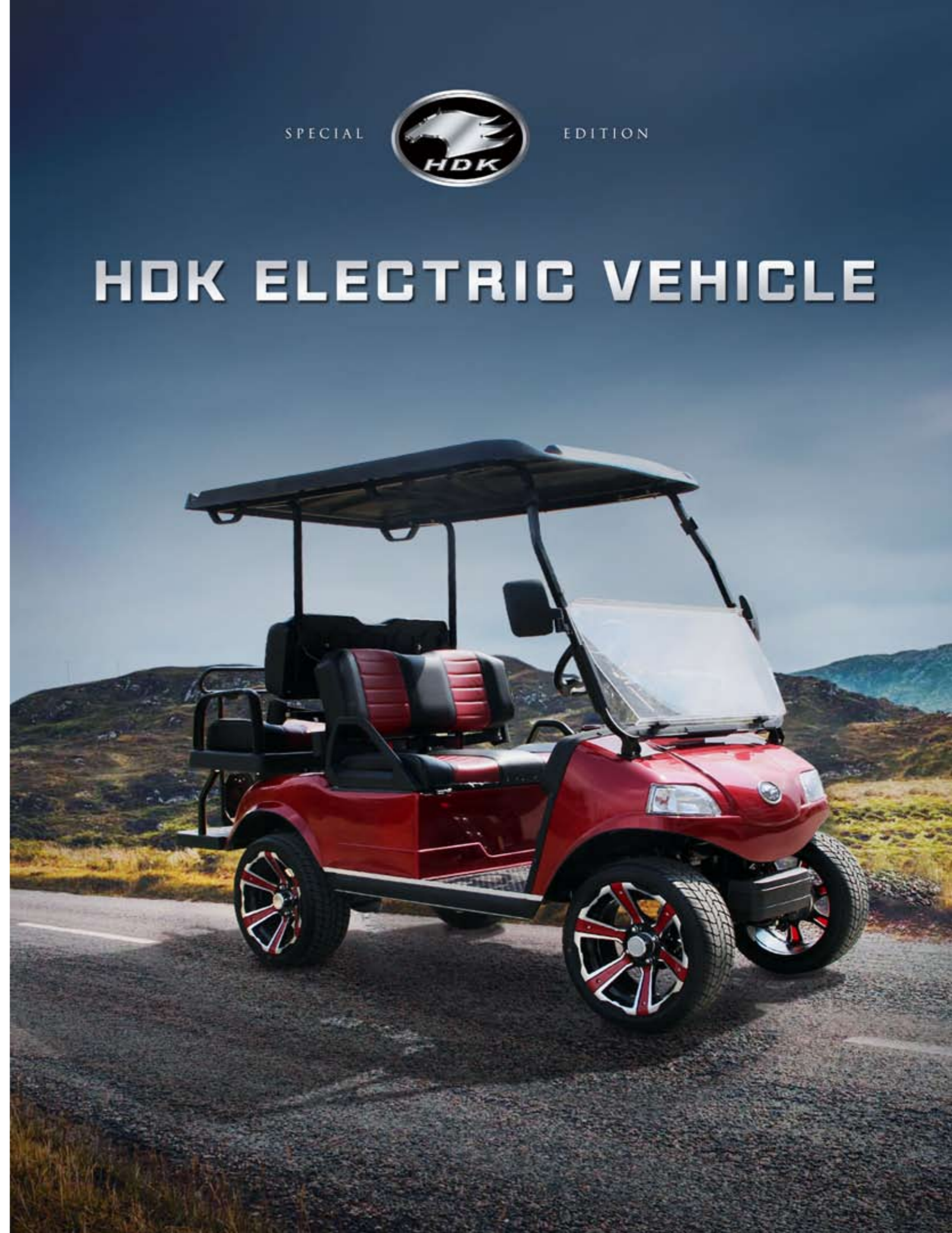
Address:2620 Palisades Drive, Corona CA 92882,USA
Chinese Factory:NO.36 Tang'an North Road, Dongfu Town,Haicang District,Xiamen, China
Tel:+86 592 6530539 E-mail:sales@del-ev.com www.hdkexpress.com

SPECIAL



EDITION

HDK ELECTRIC VEHICLE



2006

The factory was founded in 2006, which is located in Xinyang Xiamen, China with 60,000m² occupied area.

2007

We passed ISO quality management system certification as well as CE certification.

2009

A branch office was established in California, USA.

2016

We opened a new factory in Dongfu Town, Xiamen, China with 80,000m².

2018

The other new office was established in Florida.

2019

Set up lithium battery production workshop.

2021

New generation golf car was launched.

**A HISTORY
of
HDK
ELECTRIC VEHICLE**

15 + YEARS



WHAT ARE THE FEATURES?



IT'S JUST WHAT YOU EXPECTED.
THE FEELING OF DRIVING A BEAUTY
THAT'S ACTUALLY A BEAST.



CLASSIC SERIES,

Your dream golf cart is closer than you think.
Looks as good as it feels!



CLASSIC SERIES



STEERING WHEEL



9" TOUCH SCREEN
(RADIO, MUSIC, SPEEDOMETER, BLUETOOTH,
BACK-UP CAMERA, CAR APP CONNECTION)




COLOR MATCHED DASHBOARD WITH FOUR
CUP HOLDERS/CELL PHONE HOLDER



14" ALLOY WHEEL RIMS WITH
COLOR MATCHING INSERTS AND
RADIAL DOT TIRES



REAR-FACING, FLIP-FLOP SEAT KITS WITH
STORAGE COMPARTMENT



OPTIONAL GOLF BAG HOLDER KIT



STEREO SYSTEM



TWO USB
CONNECTIONS



CLASSIC 2



CLASSIC 2 EEC



CLASSIC 4



CLASSIC 4 PLUS

OPTIONAL COLORS



FORESTER SERIES

OPTIONAL COLORS



STEERING WHEEL



9" TOUCH SCREEN
(RADIO, MUSIC, SPEEDOMETER, BLUETOOTH, BACK-UP CAMERA, CAR APP CONNECTION)



COLOR MATCHED DASHBOARD WITH FOUR CUP HOLDERS/CELL PHONE HOLDER



14" ALLOY WHEEL RIMS WITH COLOR MATCHING INSERTS AND OFF ROAD TIRES



HEAVY DUTY BRUSH GUARD



REAR-FACING, FLIP-FLOP SEAT KITS WITH STORAGE COMPARTMENT



STEREO SYSTEM



TWO USB CONNECTIONS



FORESTER 2



FORESTER 4



FORESTER 4 PLUS



FORESTER 4F



FORESTER 6



FORESTER SERIES,

Meet the muscle !
First we made it an HDK .Then we made it a crossover .





CARRIER SERIES,

Fun for the whole crew!
Stretched Limousines for the Ultra-flamboyant.



CARRIER SERIES



AUTOMOTIVE DESIGNED DASHBOARD, COLOR MATCHED CUP HOLDER INSERT



STEERING WHEEL



COLOR MATCHED DASHBOARD WITH FOUR CUP HOLDERS/CELL PHONE HOLDER



REAR-FACING, FLIP-FLOP SEAT KITS WITH STORAGE COMPARTMENT



TWO USB CONNECTIONS

OPTIONAL COLORS



CARRIER 4



CARRIER 6



CARRIER 8



TURFMAN SERIES,

Work hard everywhere !
Designed to be tough & heavy duty .



TURFMAN SERIES



HEAVY DUTY BRUSH GUARD



REVERSIBLE ALUMINUM CARGO BOX
(SIZE VARIES BETWEEN MODELS)



ELECTRIC TIPPER & TOWING HOOK (OPTIONAL)



TURFMAN 450



TURFMAN 700



TURFMAN 700 EEC



TURFMAN 1000

LITHIUM BATTERY

- ULTRA SAFE
- NO MAINTENANCE
- ALUMINUM PACK
- 5-YEAR WARRANTY



25A Adaptive Charger



Mobile & PC Live Monitor

- Light weight
- Maintenance free
- 15 years Long life
- 5 YEARS WARRANTY
- Aluminum pack
- Less cost
- Safety
- Quick charging
- Eco friendly
- IP 66

	L4860	L48110	L48130	L48180
Nominal Voltage	51.2V	51.2V	51.2V	51.2V
Nominal Capacity	60Ah	110Ah	130Ah	180Ah
Stored Energy	2.88kwh	5.28kwh	6.24kwh	8.64kwh
Life cycles	>3500 times			
Self discharge	max 3.2% per month			
Mileage (2 seat at 21kph)	40-56km	56-64km	64-90km	90-120km
Continuous charge current	≤40A	≤70A	≤75A	≤126A
Continuous discharge current	100A			
Maximum discharge current	3C(30s)			
Quick charging time	1-2h			

	L4860	L48110	L48130	L48180
Standard charging time	3-4h	4-5h	4-5h	6-8h
Charge temperature range	32°F to 110°F (0°C to 45°C)			
Discharge temperature range	-4°F to 140°F (-20°C to 55°C)			
Storage temperature range	-4°F to 113°F (1month)(-20°C to 45°C)			
Cell combination	16 in series circuit			
Cell assembly	3.2V60Ah	3.2V110Ah	3.2V130Ah	3.2V180Ah
Casing material	Aluminum Alloy			
Weight	56.8lbs(25.8kg)	102.7lbs(46.6kg)	105.6lbs(47.9kg)	158.5lbs(71.9kg)
Dimension(L*W*H)	13.5*12.8*9.4in	23.5*12.8*9.4in	23.5*12.8*9.4in	30.8*12.8*9.4in
IP rate	IP66			



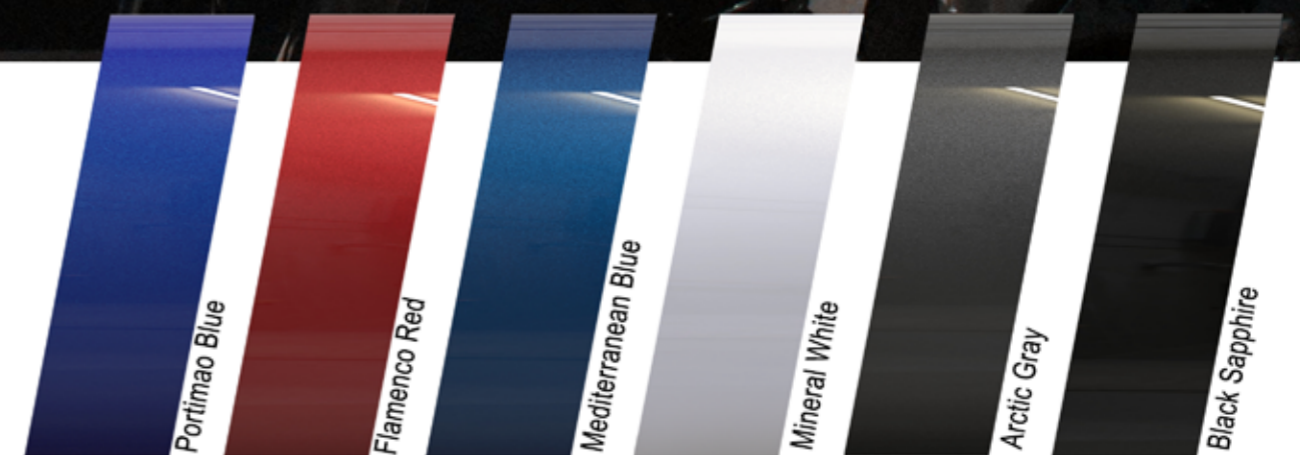
L series products are lithium-ion battery packs with integrated golf cart battery system. They are designed to replace the lead-acid batteries, which are available for drop-in replacement in golf carts easily. The benefits of lithium-ion battery include lighter weight, shorter charging time, longer life, free maintenance and to save much electricity bill for you. Our battery has an integrated management system which includes an On/Off switch and a state-of-charge(SOC) gauge.



PPG High Performance Coatings

The Best Resistance To Extreme Weather , Exceptional Resistance to Chipping, Flaking & Cracking , Excellent Fade Resistance.

The Best Resistance to Extreme Weather is comprised of Dirt Resistance, UV Resistance and Cyclic Environmental Testing. The tough finish provides exceptional resistance to chipping, flaking and cracking and provides a mold, mildew and algae resistant coating.



All LED LIGHTING .

Beam At The Darkness !
Eco-Friendly .Cost-efficient.Long Lasting.Hassle-free.



SPECIFICATIONS

CLASSIC 2

DIMENSIONS	
EXTERNAL DIMENSION	2380×1400×1830mm
WHEELBASE	1650mm
FRONT WHEEL TREAD	880mm
REAR WHEEL TREAD	980mm
BRAKING DISTANCE	≤3.5m
MIN TURNING RADIUS	3.1m
CURB WEIGHT	360kgs
MAX TOTAL MASS	560kgs
FRAME	E-coat and powder coated chassis
BODY	TPO injection moulding front cowl and rear body

GENERAL	
TIRE SIZE	10" Aluminum Wheel/205/50-10 Tire
SEATING CAPACITY	Two persons
AVAILABLE MODEL COLORS	Candy Apple Red, White, Black, Navy Blue, Silver, Green, PPG> Flamenco Red, Black Sapphire, Mediterranean Blue, Mineral White, Portimao Blue, Arctic Gray
AVAILABLE SEAT COLORS	Beige

SPECIFICATION	
SYSTEM VOLTAGE	48V
MOTOR POWER	4kw
CHARGING TIME	4-5h
CONTROLLER	400A
MAX SPEED	20-40km/h
MAX GRADIENT (FULL LOAD)	30%
BATTERY	110AH Lithium battery

CLASSIC 2 EEC

DIMENSIONS	
EXTERNAL DIMENSION	2380×1400×1830mm
WHEELBASE	1650mm
FRONT WHEEL TREAD	880mm
REAR WHEEL TREAD	980mm
BRAKING DISTANCE	≤3.5m
MIN TURNING RADIUS	3.1m
CURB WEIGHT	360kgs
MAX TOTAL MASS	560kgs
FRAME	E-coat and powder coated chassis
BODY	TPO injection moulding front cowl and rear body

GENERAL	
TIRE SIZE	10" Aluminum Wheel/205/50-10 Tire
SEATING CAPACITY	Two persons
AVAILABLE MODEL COLORS	Candy Apple Red, White, Black, Navy Blue, Silver, Green, PPG> Flamenco Red, Black Sapphire, Mediterranean Blue, Mineral White, Portimao Blue, Arctic Gray
AVAILABLE SEAT COLORS	Beige

SPECIFICATION	
SYSTEM VOLTAGE	48V
MOTOR POWER	4kw
CHARGING TIME	4-5h
CONTROLLER	400A
MAX SPEED	20-40km/h
MAX GRADIENT (FULL LOAD)	30%
BATTERY	110AH Lithium battery

CLASSIC 4

DIMENSIONS	
EXTERNAL DIMENSION	2860×1400×1930mm
WHEELBASE	1650mm
FRONT WHEEL TREAD	880mm
REAR WHEEL TREAD	980mm
BRAKING DISTANCE	≤3.5m
MIN TURNING RADIUS	3.1m
CURB WEIGHT	400kgs
MAX TOTAL MASS	750kgs
FRAME	E-coat and powder coated chassis
BODY	TPO injection moulding front cowl and rear body

GENERAL	
TIRE SIZE	10" Aluminum Wheel/205/50-10 Tire
SEATING CAPACITY	Four persons
AVAILABLE MODEL COLORS	Candy Apple Red, White, Black, Navy Blue, Silver, Green, PPG> Flamenco Red, Black Sapphire, Mediterranean Blue, Mineral White, Portimao Blue, Arctic Gray
AVAILABLE SEAT COLORS	Beige

SPECIFICATION	
SYSTEM VOLTAGE	48V
MOTOR POWER	4kw
CHARGING TIME	4-5h
CONTROLLER	400A
MAX SPEED	20-40km/h
MAX GRADIENT (FULL LOAD)	30%
BATTERY	110AH Lithium battery

CLASSIC 4 PLUS

DIMENSIONS	
EXTERNAL DIMENSION	2860×1400×1930mm
WHEELBASE	1650mm
FRONT WHEEL TREAD	880mm
REAR WHEEL TREAD	980mm
BRAKING DISTANCE	≤3.5m
MIN TURNING RADIUS	3.1m
CURB WEIGHT	431kgs
MAX TOTAL MASS	781kgs
FRAME	E-coat and powder coated chassis
BODY	TPO injection moulding front cowl and rear body

GENERAL	
TIRE SIZE	14X7"Aluminum Wheel/ 215/35R14" Radial Tire
SEATING CAPACITY	Four persons
AVAILABLE MODEL COLORS	Candy Apple Red, White, Black, Navy Blue, Silver, Green, PPG> Flamenco Red, Black Sapphire, Mediterranean Blue, Mineral White, Portimao Blue, Arctic Gray
AVAILABLE SEAT COLORS	Beige, Black, Red&Black, Silvery&Black, Apple Red&Black

SPECIFICATION	
SYSTEM VOLTAGE	48V
MOTOR POWER	4kw
CHARGING TIME	4-5h
CONTROLLER	400A
MAX SPEED	20-40km/h
MAX GRADIENT (FULL LOAD)	30%
BATTERY	130AH Lithium battery

FORESTER 2

DIMENSIONS	
EXTERNAL DIMENSION	2480×1400×2000mm
WHEELBASE	1670mm
FRONT WHEEL TREAD	1000mm
REAR WHEEL TREAD	1025mm
BRAKING DISTANCE	≤3.5m
MIN TURNING RADIUS	3.2m
CURB WEIGHT	430kgs
MAX TOTAL MASS	629kgs
FRAME	E-coat and powder coated chassis
BODY	TPO injection moulding front cowl and rear body

GENERAL	
TIRE SIZE	14X7"Aluminum Wheel/ 23X10-14 Off road Tire
SEATING CAPACITY	Two persons
AVAILABLE MODEL COLORS	Candy Apple Red, White, Black, Navy Blue, Silver, Green, PPG> Flamenco Red, Black Sapphire, Mediterranean Blue, Mineral White, Portimao Blue, Arctic Gray
AVAILABLE SEAT COLORS	Beige

SPECIFICATION	
SYSTEM VOLTAGE	48V
MOTOR POWER	6.3kw
CHARGING TIME	4-5h
CONTROLLER	400A
MAX SPEED	20-40km/h
MAX GRADIENT (FULL LOAD)	30%
BATTERY	110AH Lithium battery

FORESTER 4

DIMENSIONS	
EXTERNAL DIMENSION	2960×1400×2100mm
WHEELBASE	1670mm
FRONT WHEEL TREAD	1000mm
REAR WHEEL TREAD	1025mm
BRAKING DISTANCE	≤3.5m
MIN TURNING RADIUS	3.2m
CURB WEIGHT	469kgs
MAX TOTAL MASS	819kgs
FRAME	E-coat and powder coated chassis
BODY	TPO injection moulding front cowl and rear body

GENERAL	
TIRE SIZE	14X7"Aluminum Wheel/ 23X10-14 Off road Tire
SEATING CAPACITY	Four persons
AVAILABLE MODEL COLORS	Candy Apple Red, White, Black, Navy Blue, Silver, Green, PPG> Flamenco Red, Black Sapphire, Mediterranean Blue, Mineral White, Portimao Blue, Arctic Gray
AVAILABLE SEAT COLORS	Beige

SPECIFICATION	
SYSTEM VOLTAGE	48V
MOTOR POWER	6.3kw
CHARGING TIME	4-5h
CONTROLLER	400A
MAX SPEED	20-40km/h
MAX GRADIENT (FULL LOAD)	30%
BATTERY	110Ah Lithium battery

FORESTER 4 PLUS

DIMENSIONS	
EXTERNAL DIMENSION	2960×1400×2100mm
WHEELBASE	1670mm
FRONT WHEEL TREAD	1000mm
REAR WHEEL TREAD	1025mm
BRAKING DISTANCE	≤3.5m
MIN TURNING RADIUS	3.2m
CURB WEIGHT	475kgs
MAX TOTAL MASS	825kgs
FRAME	E-coat and powder coated chassis
BODY	TPO injection moulding front cowl and rear body

GENERAL	
TIRE SIZE	14X7"Aluminum Wheel/ 23X10-14 Off road Tire
SEATING CAPACITY	Four persons
AVAILABLE MODEL COLORS	Candy Apple Red, White, Black, Navy Blue, Silver, Green, PPG> Flamenco Red, Black Sapphire, Mediterranean Blue, Mineral White, Portimao Blue, Arctic Gray
AVAILABLE SEAT COLORS	Beige, Black, Red&Black, Silvery&Black, Apple Red&Black

SPECIFICATION	
SYSTEM VOLTAGE	48V
MOTOR POWER	6.3kw
CHARGING TIME	4-5h
CONTROLLER	400A
MAX SPEED	20-40km/h
MAX GRADIENT (FULL LOAD)	30%
BATTERY	130Ah Lithium battery

FORESTER 4F

DIMENSIONS	
EXTERNAL DIMENSION	2860×1400×1930mm
WHEELBASE	1650mm
FRONT WHEEL TREAD	880mm
REAR WHEEL TREAD	980mm
BRAKING DISTANCE	≤4m
MIN TURNING RADIUS	4.4m
CURB WEIGHT	460kgs
MAX TOTAL MASS	810kgs
FRAME	Hot-galvanized chassis
BODY	TPO injection moulding front cowl and rear body

GENERAL	
TIRE SIZE	14X7"Aluminum Wheel/ 23X10-14 Off road Tire
SEATING CAPACITY	Four persons
AVAILABLE MODEL COLORS	Candy Apple Red, White, Black, Navy Blue, Silver, Green, PPG> Flamenco Red, Black Sapphire, Mediterranean Blue, Mineral White, Portimao Blue, Arctic Gray
AVAILABLE SEAT COLORS	Beige, Black, Red&Black, Silvery&Black, Apple Red&Black

SPECIFICATION	
SYSTEM VOLTAGE	48V
MOTOR POWER	6.3kw
CHARGING TIME	4-5h
CONTROLLER	400A
MAX SPEED	20-40km/h
MAX GRADIENT (FULL LOAD)	30%
BATTERY	130AH Lithium battery



CLASSIC 2



CLASSIC 2 EEC



CLASSIC 4



CLASSIC 4 PLUS



FORESTER 2



FORESTER 4



FORESTER 4 PLUS



FORESTER 4F

SPECIFICATIONS

FORESTER 6

DIMENSIONS	
EXTERNAL DIMENSION	3760×1400×2200mm
WHEELBASE	2470mm
FRONT WHEEL TREAD	1000mm
REAR WHEEL TREAD	1025mm
BRAKING DISTANCE	≤4m
MIN TURNING RADIUS	4.4m
CURB WEIGHT	515kgs
MAX TOTAL MASS	1015kgs
FRAME	Hot-galvanized chassis
BODY	TPO injection moulding front cowl and rear body

GENERAL	
TIRE SIZE	14X7"Aluminum Wheel/ 23X10-14 Off road Tire
SEATING CAPACITY	Six persons
AVAILABLE MODEL COLORS	Candy Apple Red, White, Black, Navy Blue,Silver, Green, PPG> Flamenco Red, Black Sapphire, Mediterranean Blue, Mineral White, Portimao Blue, Arctic Gray
AVAILABLE SEAT COLORS	Beige

SPECIFICATION	
SYSTEM VOLTAGE	48V
MOTOR POWER	6.3kw
CHARGING TIME	4-5h
CONTROLLER	400A
MAX SPEED	20-40m/h
MAX GRADIENT (FULL LOAD)	30%
BATTERY	130Ah Lithium battery



FORESTER 6

CARRIER 4

DIMENSIONS	
EXTERNAL DIMENSION	3660×1400×1930mm
WHEELBASE	2450mm
FRONT WHEEL TREAD	880mm
REAR WHEEL TREAD	980mm
BRAKING DISTANCE	≤4m
MIN TURNING RADIUS	4.3m
CURB WEIGHT	434kgs
MAX TOTAL MASS	784kgs
FRAME	Hot-galvanized chassis
BODY	TPO injection moulding front cowl and rear body

GENERAL	
TIRE SIZE	10" Aluminum Wheel/205/50-10 Tire
SEATING CAPACITY	Four persons
AVAILABLE MODEL COLORS	Candy Apple Red, White, Black, Navy Blue,Silver, Green, PPG> Flamenco Red, Black Sapphire, Mediterranean Blue, Mineral White, Portimao Blue, Arctic Gray
AVAILABLE SEAT COLORS	Beige

SPECIFICATION	
SYSTEM VOLTAGE	48V
MOTOR POWER	6.3kw
CHARGING TIME	4-5h
CONTROLLER	400A
MAX SPEED	20-40km/h
MAX GRADIENT (FULL LOAD)	30%
BATTERY	110AH Lithium battery



CARRIER 4

CARRIER 6

DIMENSIONS	
EXTERNAL DIMENSION	3660×1400×1930mm
WHEELBASE	2450mm
FRONT WHEEL TREAD	880mm
REAR WHEEL TREAD	980mm
BRAKING DISTANCE	≤4m
MIN TURNING RADIUS	4.3m
CURB WEIGHT	469kgs
MAX TOTAL MASS	969kgs
FRAME	Hot-galvanized chassis
BODY	TPO injection moulding front cowl and rear body

GENERAL	
TIRE SIZE	10" Aluminum Wheel/205/50-10 Tire
SEATING CAPACITY	Six persons
AVAILABLE MODEL COLORS	Candy Apple Red, White, Black, Navy Blue,Silver, Green, PPG> Flamenco Red, Black Sapphire, Mediterranean Blue, Mineral White, Portimao Blue, Arctic Gray
AVAILABLE SEAT COLORS	Beige

SPECIFICATION	
SYSTEM VOLTAGE	48V
MOTOR POWER	6.3kw
CHARGING TIME	4-5h
CONTROLLER	400A
MAX SPEED	20-40km/h
MAX GRADIENT (FULL LOAD)	30%
BATTERY	110AH Lithium battery



CARRIER 6

CARRIER 8

DIMENSIONS	
EXTERNAL DIMENSION	4460×1400×1930mm
WHEELBASE	3250mm
FRONT WHEEL TREAD	880mm
REAR WHEEL TREAD	980mm
BRAKING DISTANCE	≤4m
MIN TURNING RADIUS	4.8m
CURB WEIGHT	544kgs
MAX TOTAL MASS	1194kgs
FRAME	Hot-galvanized chassis
BODY	TPO injection moulding front cowl and rear body

GENERAL	
TIRE SIZE	10" Aluminum Wheel/205/50-10 Tire
SEATING CAPACITY	Eight persons
AVAILABLE MODEL COLORS	Candy Apple Red, White, Black, Navy Blue,Silver, Green, PPG> Flamenco Red, Black Sapphire, Mediterranean Blue, Mineral White, Portimao Blue, Arctic Gray
AVAILABLE SEAT COLORS	Beige

SPECIFICATION	
SYSTEM VOLTAGE	48V
MOTOR POWER	6.3kw
CHARGING TIME	4-5h
CONTROLLER	400A
MAX SPEED	20-40km/h
MAX GRADIENT (FULL LOAD)	30%
BATTERY	130AH Lithium battery



CARRIER 8

TURFMAN 450

DIMENSIONS	
EXTERNAL DIMENSION	2700×1400×1830mm
WHEELBASE	1650mm
FRONT WHEEL TREAD	880mm
REAR WHEEL TREAD	980mm
BRAKING DISTANCE	≤3.5m
MIN TURNING RADIUS	3.1m
CURB WEIGHT	399kgs
MAX TOTAL MASS	749kgs
FRAME	E-coat and powder coated chassis
BODY	TPO injection moulding front cowl and rear body

GENERAL	
TIRE SIZE	10" Aluminum Wheel/205/50-10 Tire
SEATING CAPACITY	Two persons
AVAILABLE MODEL COLORS	Candy Apple Red, White, Black, Navy Blue,Silver, Green, PPG> Flamenco Red, Black Sapphire, Mediterranean Blue, Mineral White, Portimao Blue, Arctic Gray
AVAILABLE SEAT COLORS	Beige

SPECIFICATION	
SYSTEM VOLTAGE	48V
MOTOR POWER	4kw
CHARGING TIME	4-5h
CONTROLLER	400A
MAX SPEED	20-40km/h
MAX GRADIENT (FULL LOAD)	30%
BATTERY	110Ah Lithium battery



TURFMAN 450

TURFMAN 700

DIMENSIONS	
EXTERNAL DIMENSION	3000×1400×2000mm
WHEELBASE	1890mm
FRONT WHEEL TREAD	1000mm
REAR WHEEL TREAD	1025mm
BRAKING DISTANCE	≤4m
MIN TURNING RADIUS	3.6m
CURB WEIGHT	445kgs
MAX TOTAL MASS	895kgs
FRAME	Hot-galvanized chassis
BODY	TPO injection moulding front cowl and aluminum rear body

GENERAL	
TIRE SIZE	14X7"Aluminum Wheel/ 23X10-14 Off road Tire
SEATING CAPACITY	Two persons
AVAILABLE MODEL COLORS	Candy Apple Red, White, Black, Navy Blue,Silver, Green, PPG> Flamenco Red, Black Sapphire, Mediterranean Blue, Mineral White, Portimao Blue, Arctic Gray
AVAILABLE SEAT COLORS	Beige

SPECIFICATION	
SYSTEM VOLTAGE	48V
MOTOR POWER	6.3kw
CHARGING TIME	4-5h
CONTROLLER	400A
MAX SPEED	20-40km/h
MAX GRADIENT (FULL LOAD)	30%
BATTERY	130Ah Lithium battery



TURFMAN 700

TURFMAN 700 EEC

DIMENSIONS	
EXTERNAL DIMENSION	3000×1400×2000mm
WHEELBASE	1890mm
FRONT WHEEL TREAD	1000mm
REAR WHEEL TREAD	1025mm
BRAKING DISTANCE	≤4m
MIN TURNING RADIUS	3.6m
CURB WEIGHT	465kgs
MAX TOTAL MASS	915kgs
FRAME	Hot-galvanized chassis
BODY	TPO injection moulding front cowl and aluminum rear body

GENERAL	
TIRE SIZE	12X7" Aluminum Wheel/ 225B/12 Tire
SEATING CAPACITY	Two persons
AVAILABLE MODEL COLORS	Candy Apple Red, White, Black, Navy Blue,Silver, Green, PPG> Flamenco Red, Black Sapphire, Mediterranean Blue, Mineral White, Portimao Blue, Arctic Gray
AVAILABLE SEAT COLORS	Beige

SPECIFICATION	
SYSTEM VOLTAGE	48V
MOTOR POWER	6.3kw
CHARGING TIME	4-5h
CONTROLLER	400A
MAX SPEED	20-40km/h
MAX GRADIENT (FULL LOAD)	30%
BATTERY	130Ah Lithium battery



TURFMAN 700 EEC

TURFMAN 1000

DIMENSIONS	
EXTERNAL DIMENSION	3330×1400×1830mm
WHEELBASE	2450mm
FRONT WHEEL TREAD	880mm
REAR WHEEL TREAD	980mm
BRAKING DISTANCE	≤4m
MIN TURNING RADIUS	4.3m
CURB WEIGHT	440kgs
MAX TOTAL MASS	940kgs
FRAME	Hot-galvanized chassis
BODY	TPO injection moulding front cowl and aluminum rear body

GENERAL	
TIRE SIZE	10" Aluminum Wheel/205/50-10 Tire
SEATING CAPACITY	Two persons
AVAILABLE MODEL COLORS	Candy Apple Red, White, Black, Navy Blue,Silver, Green, PPG> Flamenco Red, Black Sapphire, Mediterranean Blue, Mineral White, Portimao Blue, Arctic Gray
AVAILABLE SEAT COLORS	Beige

SPECIFICATION	
SYSTEM VOLTAGE	48V
MOTOR POWER	6.3kw
CHARGING TIME	4-5h
CONTROLLER	400A
MAX SPEED	20-40km/h
MAX GRADIENT (FULL LOAD)	30%
BATTERY	130Ah Lithium battery



TURFMAN 1000